


# TDS150



CONFORMS TO UL STANDARD 2200  
CERT. TO CSA STD. C22.2 NO. 100

## EPA Certified / Stationary Emergency

OUTPUT POWER OPTIONS					STANDBY RATING		sKVA
Make	Voltage	Alternator	Phase	Hertz	kW/kVA	Amps	30% Voltage Dip
Stamford	600	UCI274G17	3	60	150/188	181	800
	277/480	UCI274G311	3	60	150/188	226	730
	120/208	UCI274G311	3	60	150/188	521	575
	120/240	UCI274G311	3	60	150/188	452	575
	120/240	UCI274G06	1	60	150/150	625	510





## Engine Data

Manufacturer	Perkins
Model	1106D-E70TAG3
Aspiration	Turbocharged
EPA Tier	3
Charge Air Cooling System	Air-to-Air
Arrangement	Vertical Inline, 4-Cycle
Firing Order	1-5-3-6-2-4
Displacement: L (in. <sup>3</sup> )	7.01 (427.78)
Bore: mm (in.)	105.00 (4.13)
Stroke: mm (in.)	135.00 (5.32)
Compression Ratio	16.8:1
BMEP: psi (kPa)	252.86 (1743.40)
Net Horsepower	232.36
Rated RPM	1800
Governor	Isochronous
Speed Regulation	±0.26%

## Engine Liquid Capacity

Oil System: qt. (L)	18.49 (17.50)
Cooling Capacity: gal (L)	5.55 (21.00)

## Engine Electrical

Electric Volts: DC	12
Cold Cranking Amps	925
Battery(s) Required	1

## Fuel System

Fuel Injection Type	Electronic CRIN2
Fuel Pump Rate: gal/hr (L/hr)	104.61 (396.00)
Max Suction Head: in. H <sub>2</sub> O (kPa)	-68.23 (-17.00)
Max Pressure Head: in. H <sub>2</sub> O (kPa)	40.13 (10.00)
Recommended Fuel	Low Sulfur Diesel

## Air Requirements

Air Filter(s) Type	Dry
Combustion Air Flow: CFM (m <sup>3</sup> /min)	540.32 (15.30)
Maximum Air Intake Restriction	
Clean: in. H <sub>2</sub> O (kPa)	16.05 (4.00)
Dirty: in. H <sub>2</sub> O (kPa)	32.11 (8.00)
Radiator Air Flow: CFM (m <sup>3</sup> /min)	9963.1 (282.1)

## Exhaust System

Gas Temperature: °F (°C)	842.0 (450.0)
Gas Flow: CFM (m <sup>3</sup> /min)	1105.4 (31.3)
Max Back Pressure: in. H <sub>2</sub> O (kPa)	60.20 (15.00)
Exhaust Outlet Size: in. (mm)	4.56 (115.90)

## Sound Level

Open Unit Without Exhaust: dBA 3.2 ft (1M)	98.8
Sound Attenuated Enclosure Full Load: dBA 23 ft (7m)	83.0

## Filters and Quantity

Air Cleaner Quantity	1
Oil Filter(s) Quantity	1
Fuel Filter(s) Quantity	2

## Fuel Consumption

At 100% of Power Rating: gal/hr (L/hr)	12.13 (45.90)
At 75% of Power Rating: gal/hr (L/hr)	11.17 (42.30)
At 50% of Power Rating: gal/hr (L/hr)	9.17 (34.70)
At 25% of Power Rating: gal/hr (L/hr)	6.29 (23.80)

## Cooling System

Rejection to Charge Cooler: kW (BTUM)	37.6 (2138.3)
Rejection to Coolant & Oil: kW (BTUM)	76.8 (4367.5)
Coolant Flow: gal/min (L/min)	44.9 (170.0)

**GENERAL GUIDELINES FOR DERATION:** Altitude: Derate 0.5% per 100m (328 ft.) Elevation above 1000m (3279 ft.) Temperature: Derate 1.0% per 10°C (18°F) temperature above 25°C (77°F)

**RATINGS:** All three-phase units are rated at 0.8 power factor. All single-phase units are rated at 1.0 power factor.

**125° RATINGS:** 125° apply to installations served by a reliable utility source. The standby rating is applicable to varying loads for the duration of a power outage. There is no overload capability for this rating. Ratings are in accordance with ISO-3046/1, BS 5514, AS 2789, and DIN 6271. For limited running time and base load ratings consult the factory. The generator set manufacturer reserves the right to change the design or specifications without notice and without any obligation or liability whatsoever.

## Alternator Data

Manufacturer	Stamford
Type	PMG
Insulation Class	NEMA H
Temperature Rise	125°C Standby
Hertz	60
RPM	1800
Amortisseur Windings	Full
CFM Cooling Required	1308
Voltage Regulator	MX341
Sensing	Single Phase
Voltage Regulation	1.0%

## Features

- BS EN 60034, BS5000, VDE 0530, NEMA MG1-32, IEC34, CSA C22.2-100, and AS1359 complaint
- IP23 enclosure
- Dynamically balanced to exceed BS6861:Part 1 Grade 2.5 vibration standard
- Quality assurance to BS EN ISO 9001
- Self-ventilated and Drip proof construction
- Two-thirds pitch stator and skewed rotor
- Heavy duty bearings
- Fully guarded
- Soft start circuitry
- Overexcitation protection
- Under frequency protection
- Analog input
- Overvoltage protection

## Basler DGC2020ES Controller

- Meets NFPA-110 Level 1 (with RDP-110C Remote Annunciator)
- Oil pressure, engine temperature, fuel level, oil level, hour meter, RPM, real time clock, and battery voltage metering
- 3-Phase AC volts, amps & frequency metering
- Programmable Inputs & Outputs
- Fully potted design
- SAE J1939 CAN Bus Protocol
- Multilingual Capability



## DynaGen TG410 Controller

- Meets NFPA-110 Level 1 (with RA400 Remote Annunciator)
- Oil pressure, engine temperature, fuel level, oil level, hour meter, RPM, real time clock, and battery voltage metering
- 3-Phase AC volts, amps & frequency metering
- J1939 DTC codes with custom text
- Modbus port with galvanic isolation to connect remote annunciators
- SAE J1939 CAN Bus Protocol
- Auto start on Low Battery and other inputs



## DeepSea 6110 MKIII Controller

- Meets NFPA-110 Level 1 (with DSE2548 Remote Annunciator)
- Oil pressure, engine temperature, fuel level, oil level, hour meter, RPM, real time clock, and battery voltage metering
- 3-Phase AC volts, amps & frequency metering
- Programmable Inputs & Outputs
- Internal PLC editor
- Engine pre-heat and post-heat functions
- Fully configurable via PC using USB





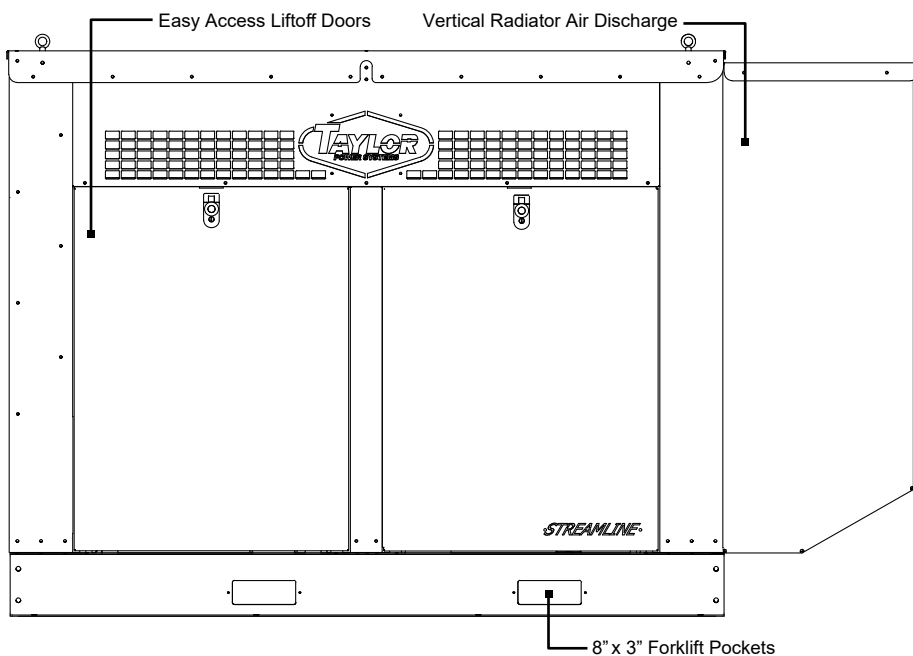

## Standard Features:

Heavy Duty Steel Base  
Vibration Isolators  
Battery Rack & Cables  
High Ambient Radiator  
Isochronous Governor  
Main Line Circuit Breaker  
NFPA-110 Level 1 Compliant

Unit Mounted Emergency Stop  
Block Heater  
Battery Charger  
Factory Powder Coating  
Factory Load Test  
Owner's Manual  
Two Year Warranty

## Optional Accessories:

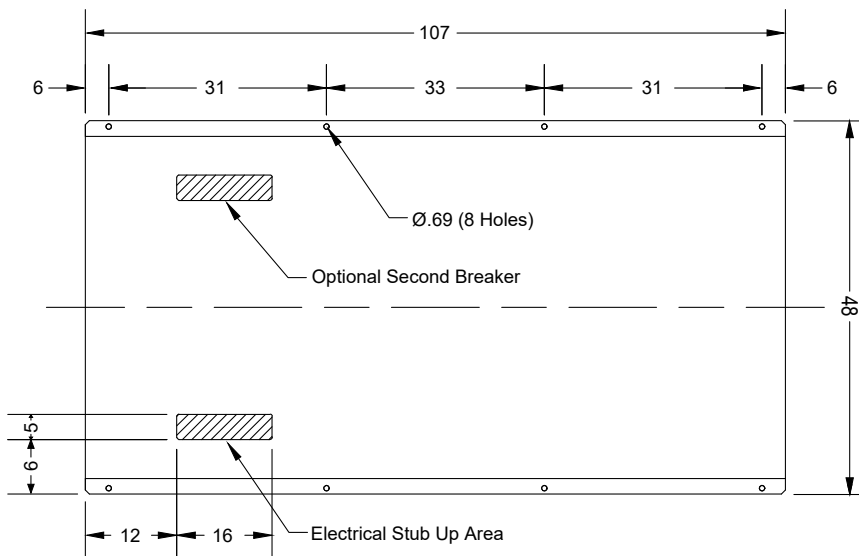
Breaker Shunt Trip & Auxiliary Contacts  
Flush or Surface Mount Remote Annunciator  
Remote Mount Break Glass E-Stop Switch  
Automatic Transfer Switch  
Sub-Base Fuel Tank



## Sound Attenuated Enclosed Unit

Overall Size: 136"L x 48"W x 76"H

*Note: Dimensions and weights reflect standard enclosed unit with no options and are subject to change.*



*Note: The above drawings are provided for reference only and should not be used for planning installation. Contact your local distributor for more information.*